

# TYPICAL AREA INLET

NANCE PRECAST CONCRETE PRODUCTS


5601 WASHINGTON AVE. N.E., PIEDMONT, OK 73078

PHONE 405-373-1800 FAX 405-373-1803

GRATE



GRATE INSERT



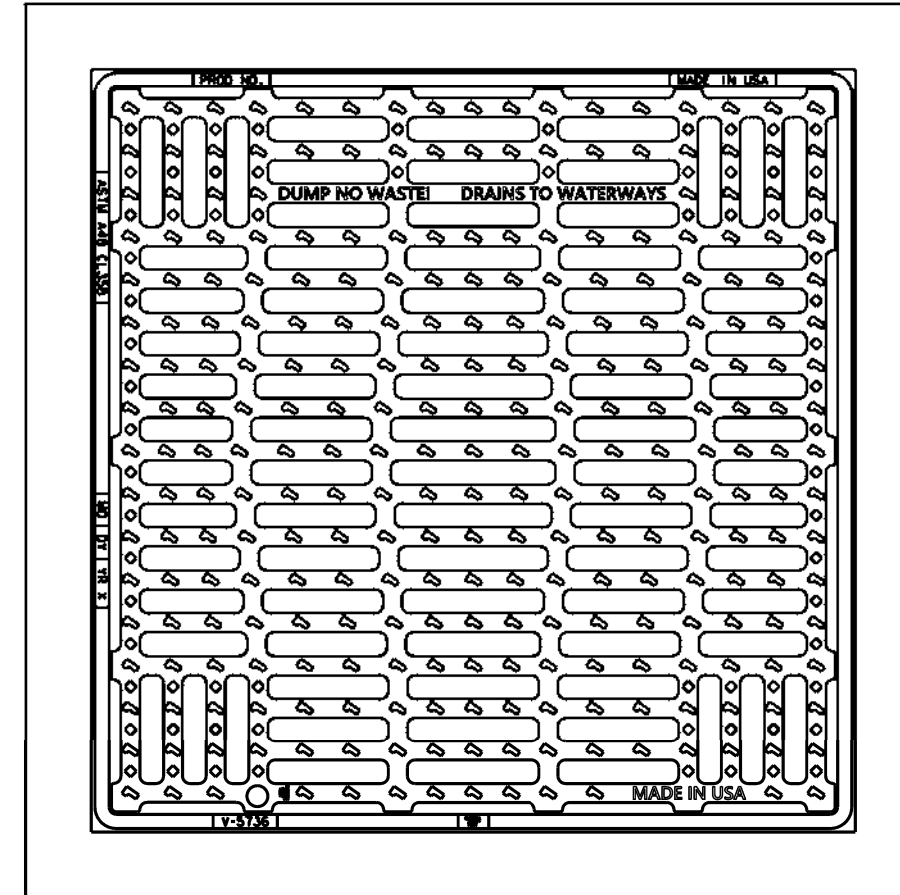
AREA INLET



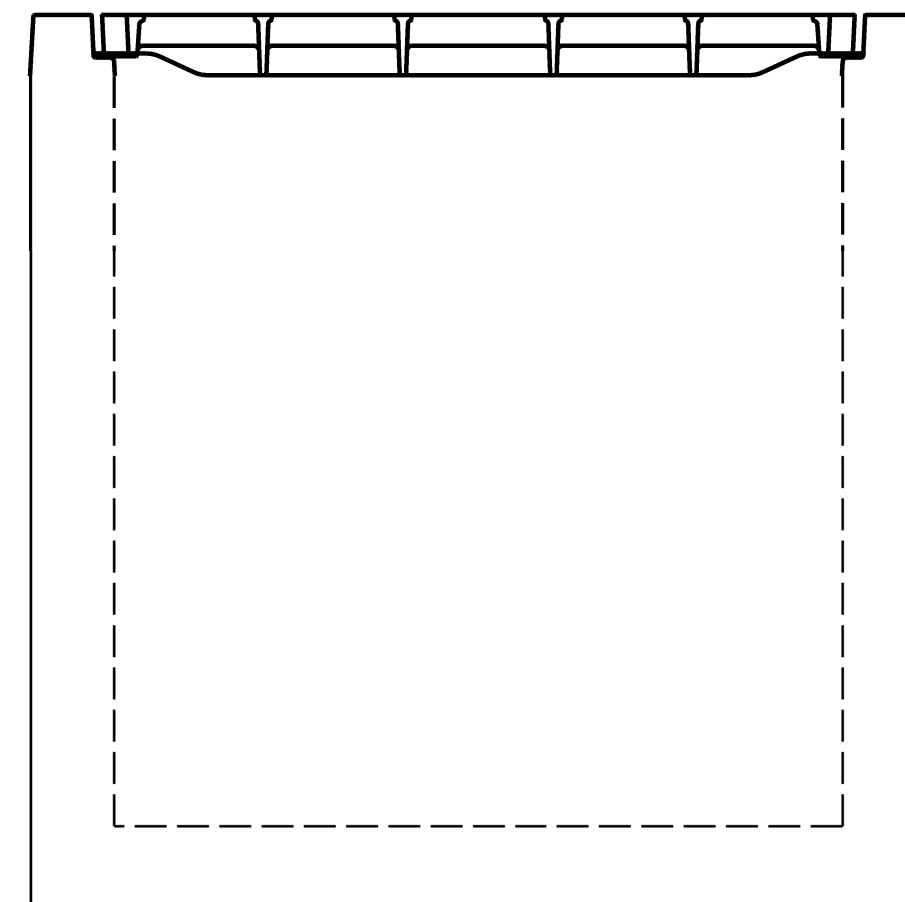
EXPLODED ISOMETRIC VIEW

## FEATURES:

- CONCRETE HAS DESIGN STRENGTH OF A MIN. OF 4,000 PSI AT 28 DAYS.
- DESIGNED FOR ASTM C-478.
- TOLERANCE IS PER MANUFACTURER'S STANDARD.



PLAN



ELEVATION

## PROPRIETARY AND CONFIDENTIAL

THE INFORMATION CONTAINED IN THIS DRAWING IS THE SOLE PROPERTY OF NANCE PRECAST CONCRETE PRODUCTS.

ANY REPRODUCTION IN PART OR AS A WHOLE WITHOUT THE WRITTEN PERMISSION OF NANCE PRECAST CONCRETE PRODUCTS IS PROHIBITED.

